


Statement of standalone unaudited financial results

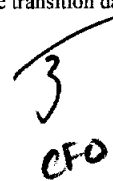
S. No.	Particulars	Quarter ended			Year ended	
		31-Mar-19	31-Dec-18	31-Mar-18	31-Mar-19	31-Mar-18
1	Income from Operations					
	a) Revenue from operations	20.92	34.09	0.69	61.87	1.24
	b) Other Income	33.87	27.62	4.97	110.14	16.77
	Total Income	54.79	61.71	5.66	172.01	18.01
2	Expenses					
	a) (Increase)/ Decrease in Stock	0.02	-	17.81	3.10	17.81
	b) Direct Expenses	41.43	44.28	8.67	127.21	59.86
	c) Purchase of traded goods	-	-	-	-	-
	d) Employee Benefits expenses	8.54	5.08	55.75	21.47	73.60
	e) Depreciation and amortisation expenses	101.91	103.24	115.29	434.79	503.08
	f) Other Expenditure:	-	-	-	-	-
	-Agency Charges- Commission	-	-	-	-	-
	-Other Expenditure	21.25	19.90	69.91	177.50	130.23
	Total Expenses	173.15	172.50	267.43	764.07	784.58
3	Profit/(Loss) from Ordinary Activities before Finance Costs (1-2)	(118.36)	(110.79)	(261.77)	(592.06)	(766.57)
4	Finance Costs	60.89	62.24	59.95	246.78	295.93
5	Profit/(Loss) from Ordinary Activities before tax (3-4)	(179.25)	(173.03)	(321.72)	(838.84)	(1,062.50)
6	Tax Expenses	-	-	-	-	-
7	Net Profit/(Loss) from Ordinary Activities after Tax (5-6)	(179.25)	(173.03)	(321.72)	(838.84)	(1,062.50)
8	Other comprehensive income (net of tax)	(0.14)	-	18.41	(0.14)	18.41
9	Total comprehensive income (7+8)	(179.39)	(173.03)	(303.31)	(838.98)	(1,044.09)
10	Paid up Equity Share Capital (Face value - Re.10 per share)	15,911.77	15,911.77	14,566.77	15,911.77	14,566.77
11	Reserves excluding revaluation reserve					
12	Earning per Share (of Rs. 10/- each) - not annualised					
	a) Basic	(0.11)	(0.11)	(0.22)	(0.53)	(0.73)
	b) Diluted	(0.11)	(0.11)	(0.22)	(0.53)	(0.73)


Notes to audited financial results for the period ended March 31, 2019

- The above results were reviewed by the Audit Committee and thereafter have been adopted by the Board at its meeting held on April xx, 2019.
- Transition to Indian Accounting standards (Ind AS)

The Company's financial statements for the period and quarter ended March 31, 2019 are prepared in accordance with Ind AS notified under the Companies (Indian Accounting Standards) Rules, 2015. The adoption of Ind AS was carried out in accordance with Ind AS 101, using April 1, 2015 as the transition date. All applicable Ind AS have been applied consistently and retrospectively from the transition date.


CFO



CFO




FRESH & HEALTHY ENTERPRISES LTD.
(A Wholly Owned Subsidiary of Container Corporation of India Ltd.)
Regd Office: CONCOR Bhavan, C-3, Mathura Road,
Opp. Apollo Hospital, New Delhi-110076.

Segment-wise Revenue, Results and Capital Employed
For the period ended on 31st March,2019

Sl.No.	Particulars	Three Month Ended			Twelve Month Ended	
		31.03.2019	31.12.2018	31.03.2018	31.03.2019	31.03.2018
		Audited (As per IND AS)	Audited (As per IND AS)	Audited (As per IND AS)	Audited (As per IND AS)	Audited (As per IND AS)
1	Segment Revenue					
	a) Net Sales/Income from operation (Hiring of Chamber)	20.92	34.09	-	56.45	-
	b) Other Operating Income	-	-	0.69	5.42	1.24
	Less:					
	Inter Segment Revenue					-
	Net Sales/ Income from Operation & Other Operating Income	20.92	34.09	0.69	61.87	1.24
2	Segment Results					
	Profit Before tax and interest from :					
	a) Net Sales/Income from Operation (Hiring of Chamber)	(213.12)	(200.65)	-	(905.24)	-
	b) Other Operating Income	-	-	(326.69)	(43.74)	(1,079.27)
	Less:					
	Other Un-allocable Expenditure					-
	Other Un-allocable Income	33.73	27.62	23.38	110.00	35.18
	Total Profit Before Tax	(179.39)	(173.03)	(303.31)	(838.98)	(1,044.09)
3	Capital Employed					
	(Segment Assets - Segment Liabilities)					
	Capital Employed					-
	Add: UnAllocable Corporate Assets				4,609.99	3,817.32
	Less: UnAllocable Corporate Liabilities				5,914.37	5,627.72
	Total Capital Employed				(1,304.38)	(1,810.40)


CEO


CFO

